



T&S BRASS AND BRONZE WORKS, INC.
Competitive Crossover

Published: 01/15/08

 Part Number	 Product Description	Zurn	Component Hardware	Chicago Faucet	Chicago Faucet - Direct Cross to T&S	Dormont Power Force	Fisher Mfg.	Krowne
059X	Swing Nozzle, 6" Length, 2-5/16" Clearance	G61065 (Cast)		L6	059X modified w/B-0199-01	KN11-X006	3960	
060X	Swing Nozzle, 8" Length, 2-15/16" Clearance	G61077		L8	060X modified w/B-0199-01	KN11-X008	3961	
061X	Swing Nozzle, 10" Length, 3-5/8" Clearance	G61077		L9	061X modified w/B-0199-01	KN11-X010	3962	
062X	Swing Nozzle, 12" Length, 3-3/4" Clearance	G61076		L12	062X modified w/B-0199-01	KN11-X012	3963	
063X	Swing Nozzle, 14" Length, 5" Clearance	G61928		L15	063X modified w/B-0199-01	KN11-X014	3964	
066X	Double Joint Swing Nozzle, 6" Back Section, 6" Front Section, 12" Overall Length	G61301		DJ10	066X modified w/B-0199-01			
068X	Double Joint Swing Nozzle, 12" Back Section, 6" Front Section, 18" Overall Length	G62494		DJ18	068X modified w/B-0199-01	KN11-X018		
069X	Double Joint Swing Nozzle, 12" Back Section, 12" Front Section, 24" Overall Length				069X modified w/B-0199-01	KN11-X024		
119X	Rigid Gooseneck, 2-3/4" Spread, 8-3/4" Height, 5-1/4" Clearance	G61062		GN		KN11-X100		
120X	Rigid Gooseneck, 5-1/2" Spread, 10-1/4" Height, 5-5/16" Clearance	G61064		GN		KN11-X102	9041	
122X	Rigid Gooseneck, 5-1/2" Spread, 11-1/2" Height, 6-7/16" Clearance	G61064		GN			3966	
123X	Rigid Gooseneck, 5-1/2" Spread, 12-1/2" Height, 7-1/2" Clearance	G61064		GN				
129X	Rigid Gooseneck, 8-5/8" Spread, 11-3/4" Height, 5-1/2" Clearance	G61067		GN		KN11-X101		
132X	Swivel Gooseneck, 2-5/8" Spread, 9-1/16" Height, 5-9/16" Clearance			GN		KN11-X000		
133X	Swivel Gooseneck, 5-11/16" Spread, 10-3/8" Height, 6-3/8" Clearance			GN		KN11-X102		
135X	Swivel Gooseneck, 8-3/4" Spread, 12-1/16" Height, 5-9/16" Clearance			GN			3965	
B-0044-H	Hose, 44" Flexible Stainless Steel	Z80000-H48		83-44NF			2918	
B-0100	Spray Valve (B-0107) with 44" Flexible Stainless Steel Hose (B-0044-H)	Z80000-PRH1		82		KN50-Y004-44/KN50-Y002		
B-0100-C	Spray Valve w/ Low Flow Head (B-0107-C) and 44" Flexible Stainless Steel Hose (B-0044-H)	Z80000-PRH3						
B-0102-A	Pot & Glass Filler, Hook Nozzle, 68" Flexible Stainless Steel Hose	Z80000-PF1-H60						
B-0103	Rosespray Outlet with 3/8-18 NPT Male Threads	G62753		E4			9001	
B-0104	Hook, Wall Hook Outlet, 3/4-14 Male Hose Thread on Outlet	Z80000-SE-HK		867				
B-0104-D	Hook, Dummy Wall Hook Without Inlet Connection	Z80000-WHK1		853				
B-0105	Spray Valve and Wall Hook Outlet with Stainless Steel Hose and Concealed Mixing Valve	Z87302 w/Z80000-SE-HK-PRH1						
B-0107	Spray Valve, 3/4-14 Male, Rubber Bumper, Hold Down Ring	Z80000-PR1		80-CP		KN50-Y002	2949	21-130
B-0109-01	Wall Bracket, 6" Wall Bracket Assembly with Mounting Hardware					K50-Y020	2902	21-137
B-0110	Wall Bracket, 6" Wall Bracket Assembly for 1/2" Diameter Pipe with Mounting Hardware	Z80000-RS						
B-0111	EasyInstall Pre-Rinse, Overhead Swivel Arm, Single Hole Base, 4" Spreader Unit	Z826X1-MYCS-PR1-PSH	K50-5026-12			KN50-5026-12	2120	
B-0112	Pre-Rinse, Overhead Swivel Arm, Single Hole Base, 4" Spreader Unit	Z826W1-MYCS-H60-PR1-WHK1	K50-5032-18			KN50-5032-18	2120	
B-0113	EasyInstall Pre-Rinse, Spring Action Gooseneck, Single Hole Base, 18" Flex Lines		KN50-1000	919		KN50-1000	2110	17-202W
B-0113-B	EasyInstall Pre-Rinse, Spring Action Gooseneck, Single Hole Base, Flex Lines, Wall Bracket		KN50-1000-BR	919		KN50-1000-BR	2110-WB	
B-0113-C	EasyInstall Pre-Rinse, Single Hole Base, 18" Flex Lines, Low Flow Spray Valve	Z826X1-MYCS-PR3-PSH						
B-0121	Pre-Rinse, 12" Overhead Swivel Arm, Deck Mount Base, 8" Centers					KN60-5026	2311	
B-0121 w/ B-0109-01	Pre-Rinse Unit w/ 8" Deck-Mounted Base Faucet, 12" Overhead Swivel Arm & Wall-Bracket					KN60-5026-12	2311-WB	
B-0122	Pre-Rinse, 18" Overhead Swivel Arm, Deck Mount Base, 8" Centers					K60-5032-18		
B-0123	EasyInstall Pre-Rinse, Spring Action Gooseneck, Deck Mount Base, 8" Centers		KN60-1000			KN60-1000	2310	
B-0123-B	EasyInstall Pre-Rinse, Spring Action Gooseneck, Deck Mount Base, 8" Centers, Wall Bracket		KN60-1000-BR			KN60-1000-BR	2310-WB	17-208W
B-0131	Pre-Rinse, Overhead Swivel Arm, Wall Mount Base, 8" Centers	Z842W1-CS-PR1-PSH	K53-5026-12			KN53-5026-12	2211	
B-0132	Pre-Rinse, 18" Overhead Swivel Arm, Wall Mount Base, 8" Centers	Z842W1-CS-PR1-PSH	K53-5032-18			KN53-5032-18		
B-0133	EasyInstall Pre-Rinse, Spring Action, Wall Mount Base, 8" Centers	Z842X1CS-PR1-PSH	KN53-1000	510GC		KN53-1000	2210	
B-0133-B	EasyInstall Pre-Rinse, Spring Action, Wall Mount Base, 8" Centers, Wall Bracket		KN53-1000-BR	510GC		KN53-1000-BR	2210-WB	17-108W
B-0141	Pre-Rinse, 12" Overhead Swivel Arm, Mixing Faucet Base (B-0512)	Z87302 w/Z821W1-PR1-PSH						
B-0143	Pre-Rinse, Spring Action Gooseneck, Mixing Faucet Base (B-0512)	Z87302 w/Z821X1-PR1-PSH				KN73-1000		
B-0153	Pre-Rinse Riser Assembly, Spring Action Gooseneck, Double Pedal Valve (B-0502)	Z85500 w/Z821X1-PR1-PSH						
B-0155	Add-On Faucet, 6" Nozzle, Lever Handle	Z800F1-ADPT	KN55-7006	613-A 6" SPT		KN55-7006	2901	21-138
B-0156	Add-On Faucet, 12" Nozzle, Lever Handle	Z800H1-ADPT	KN55-7012	613-A 12" SPT		KN55-7012	2901-12	21-139
B-0157	Add-On Faucet, 18" Nozzle, Lever Handle		KN55-7016	613-A 18" SPT			2901-18	
B-0165	Spray Assembly, Add-On Faucet Body w/ Swivel Adapter, Flexible Hose, Angled Spray Valve							
B-0166	Hook, Hanger Hook Assembly	Z80000-WHK1	K50-Y012			K50-Y012	2907	
B-0167	Spray Assembly, Wall Mount Base w/ VB, 8" Centers, Angled Spray Valve, Flexible Hose	Z842P1-HK-H60-PR1	KN53-2000-VB			KN53-2000-VB	2260	
B-0169	Spray Assembly, Single Hole Wall Mount Base w/ VB, Angled Spray Valve, Flexible Hose	Z875P1-HK-H60-PR1	KN69-2000-VB			KN69-2000-VB	2760	
B-0173	Pre-Rinse, Spring Action Gooseneck, Single Hole Base, 4" Spreader, Single Control	Z825X1-MYCS-PR1-PSH	KN63-1000-MV			KN63-1000-MV	2010	
B-0173-B	Pre-Rinse, Single Hole Base, 4" Spreader, Single Temperature Control, Wall Bracket		KN63-1000BRMV			K63-1000-BR-MV	2010-WB	
B-0175	Spray Assembly, Wall Mount Base, 8" Centers, 12" Add-On Faucet, Angled Spray Valve	Z842J1-ADPT-CS-H72-PR2-WHK1		509				
B-0176	Spray Assembly, Single Hole Base, 4" Spreader, 12" Add-On Faucet, Angled Spray Valve	Z826J1-ADPT-CS-H72-PR2-WHK1						

NOTE: Crossovers not guaranteed for 100% accuracy. Please verify item against required specification

T&S BRASS AND BRONZE WORKS, INC.
Competitive Crossover

Published: 01/15/08

Part Number	Product Description	Zurn	Component Hardware	Chicago Faucet	Chicago Faucet - Direct Cross to T&S	Dormont Power Force	Fisher Mfg.	Krowne
B-0198	Outlet, Serrated Hose End	G63414		E5 & E7				
B-0199-01	Aerator, Non-Splash, 2.2 GPM, 55/64"-27 Female Threads		KN50-X120	E3			11053	
B-0199-01	Aerator, Non-Splash, 2.2 GPM, 55/64"-27 Female Threads					KN50-X120		
B-0199-02	Aerator, Non-Splash, 2.2 GPM, 3/8" NPSM Male Threads	G63505		E-3-2				
B-0199-02F	Aerator, Non-Splash, Flow Control, 3/8" NPSM Male Threads	60510001						
B-0199-07	Aerator, Vandal Resistant, 2.2 GPM, 3/8" NPSM Male Threads	G63507						
B-0200	Double Pantry Faucet, Single Hole Base, 4" Spreader, 18" Swing Nozzle (065X)		KN51-9016			KN51-9016	3118	
B-0200-LN	Double Pantry Swivel Base Faucet, Single Hole Base, 4" Spreader, Less Nozzle					KN51-Y001	3100	
B-0200-LN w/ 060X	Double Pantry Swivel Base Faucet, Single Hole Base, 4" Spreader, Less Nozzle			51-L8		KN51-9008	3111	
B-0200-LN w/ 131X	Double Pantry Swivel Base Faucet, Single Hole Base, 4" Spreader, Less Nozzle					KN51-9000		
B-0200-LN w/ 135X	Double Pantry Swivel Base Faucet, Single Hole Base, 4" Spreader, Less Nozzle					KN51-9001	3116	
B-0200-LN w/ 61X	Double Pantry Swivel Base Faucet, Single Hole Base, 4" Spreader, Less Nozzle	H72-PR2-WHK1		51-L9		KN51-9010	3112	
B-0200-LN w/ 63X	Double Pantry Swivel Base Faucet, Single Hole Base, 4" Spreader, Less Nozzle			51-L15		KN51-9014	3114	
B-0201	Double Pantry Faucet, Single Hole Base, 4" Spreader, 12" Swing Nozzle (062X)	Z826H1-MYCS	KN51-9012	51-L12		KN51-9012	3113	
B-0202	Double Pantry Faucet, Single Hole Base, 4" Spreader, 6" Swing Nozzle (059X)	Z826F1-MYCS	KN51-9006	51-L6	B-0202 w/B-0199-01	KN51-9006	3110	
B-0205	Single Pantry Faucet, Single Hole Base, Deck Mount, 18" Swing Nozzle (065X)		KN64-9016	349-L16		KN64-9016	1643	
B-0205-LN	Single Pantry Swivel Base Faucet, Single Hole Base, Deck Mount, Less Nozzle			349-less nozzle		KN64-Y001		
B-0205-LN w/ 060X	Single Pantry Swivel Base Faucet, Single Hole Base, Deck Mount, Less Nozzle			349-L8		KN64-9008	3011	
B-0205-LN w/ 061X	Single Pantry Swivel Base Faucet, Single Hole Base, Deck Mount, Less Nozzle			349-L109		KN64-9010	3012	
B-0205-LN w/ 063X	Single Pantry Swivel Base Faucet, Single Hole Base, Deck Mount, Less Nozzle			349-L14		KN64-9014	3014	
B-0205-LN w/ 131X	Single Pantry Swivel Base Faucet, Single Hole Base, Deck Mount, Less Nozzle					KN64-9000	1856	
B-0205-LN w/ 135X	Single Pantry Swivel Base Faucet, Single Hole Base, Deck Mount, Less Nozzle					KN64-9001	3015	
B-0206	Single Pantry Faucet, Single Hole Base, Deck Mount, 12" Swing Nozzle (062X)	Z825H1	KN64-9012	349-L12		KN64-9012	3013	16-109
B-0207	Single Pantry Faucet, Single Hole Base, Deck Mount, 6" Swing Nozzle (059X)	Z825F1	KN64-9006	349-L6		KN64-9006	3010	16-108
B-0208	Single Pantry Faucet, Single Hole Base, Deck Mount, 6" Cast Spout (05C6)	Z825F1		349				
B-0210	Single Pantry Faucet, Single Hole Base, Wall Mount, 18" Swing Nozzle (065X)		KN70-9018	332-L18	T&S has 4-arm handle	KN70-9018		
B-0211	Single Pantry Faucet, Single Hole Base, Wall Mount, 12" Swing Nozzle (062X)	Z875H2-LH	KN70-9012	332-L12	T&S has 4-arm handle	KN70-9012	3713	16-171
B-0212	Single Pantry Faucet, Single Hole Base, Wall Mount, 6" Swing Nozzle (059X)	Z875F2-LH	KN70-9006	332-L6	T&S has 4-arm handle	KN70-9006		16-170
B-0216	Single Pantry Faucet, Single Hole Base, Wall Mount, 6" Cast Spout (05C6)	Z875F2		332	B-0216 w/177F			
B-0220	Double Pantry Faucet, Deck Mount, 8" Centers, 18" Swing Nozzle (065X), Lever Handles					KN61-8016	1627	
B-0220-LN	Double Pantry Swivel Base Faucet, Deck Mount, 8" Centers, Lever Handles, Less Nozzle					KN61-Y001	3300	
B-0220-LN w/ 060X	Double Pantry Swivel Base Faucet, Deck Mount, 8" Centers, Lever Handles, Less Nozzle					KN61-8008	3311	
B-0220-LN w/ 061X	Double Pantry Swivel Base Faucet, Deck Mount, 8" Centers, Lever Handles, Less Nozzle					KN61-8010	3312	
B-0220-LN w/ 063X	Double Pantry Swivel Base Faucet, Deck Mount, 8" Centers, Lever Handles, Less Nozzle					KN61-8014		
B-0220-LN w/ 131X	Double Pantry Swivel Base Faucet, Deck Mount, 8" Centers, Lever Handles, Less Nozzle					KN61-8000	1821	
B-0220-LN w/ 135X	Double Pantry Swivel Base Faucet, Deck Mount, 8" Centers, Lever Handles, Less Nozzle					KN61-8001	3315	
B-0221	Double Pantry Faucet, Deck Mount, 8" Centers, 12" Swing Nozzle (062X), Lever Handles	Z871H1	KN61-8012			KN61-8012	3313	
B-0222	Double Pantry Faucet, Deck Mount, 8" Centers, 6" Swing Nozzle (059X), Lever Handles	Z871F1	KN61-8006			KN61-8006	3310	
B-0225	Double Pantry Faucet, Deck Mount, 4" Centers, 12" Swing Nozzle (062X)	Z812H1	KN57-4012			KN57-4012	3513	
B-0225-LN	Double Pantry Swivel Base Faucet, Deck Mount, 4" Centers, Less Nozzle		KN57-4012			KN57-Y001	3500	
B-0225-LN w/ 063X	Double Pantry Swivel Base Faucet, Deck Mount, 4" Centers, Less Nozzle					KN57-4014	3514	
B-0225-LN w/ 064X	Double Pantry Swivel Base Faucet, Deck Mount, 4" Centers, Less Nozzle					KN57-4016	1635	
B-0225-LN w/ 068X	Double Pantry Swivel Base Faucet, Deck Mount, 4" Centers, Less Nozzle					KN57-4018	3522	
B-0225-LN w/ 131X	Double Pantry Swivel Base Faucet, Deck Mount, 4" Centers, Less Nozzle					KN57-4000	3525	
B-0225-LN w/ 135X	Double Pantry Swivel Base Faucet, Deck Mount, 4" Centers, Less Nozzle					KN57-4001	3515	
B-0226	Double Pantry Faucet, Deck Mount, 4" Centers, 10" Swing Nozzle (061X)	Z812J1	KN57-4010			KN57-4010	3512	
B-0227	Double Pantry Faucet, Deck Mount, 4" Centers, 8" Swing Nozzle (060X)	Z812G1	KN57-4008			KN57-4008	3511	
B-0228	Double Pantry Faucet, Deck Mount, 4" Centers, 6" Swing Nozzle (059X)	Z812F1	KN57-4006			KN57-4006	3510	
B-0230	Double Pantry Faucet, Wall Mount, 8" Centers, 18" Swing Nozzle (065X)		KN54-8018	540-L18				
B-0230-LN w/ 060X	Double Pantry Swivel Base Faucet, Wall Mount, 8" Centers, Less Nozzle			540-L8				14-808
B-0230-LN w/ 132X	Double Pantry Swivel Base Faucet, Wall Mount, 8" Centers, Less Nozzle					KN54-8000	3255	
B-0231	Double Pantry Faucet, Wall Mount, 8" Centers, 12" Swing Nozzle (062X)	Z842H1	KN54-8012	540-L12		KN54-8012	3253	14-812
B-0232	Double Pantry Faucet, Wall Mount, 8" Centers, 6" Swing Nozzle (059X)	Z842F1	KN54-8006	540-L6		KN54-8006	3250	14-806
B-0234-EE	Double Pantry Faucet, Wall Mount, 8" Centers, 6" Cast Spout, EE Inlets	Z842F1		540-LD-WXF				
B-0235	Double Pantry Faucet, Wall Mount, Adjustable Centers, 18" Swing Nozzle							

NOTE: Crossovers not guaranteed for 100% accuracy. Please verify item against required specification

T&S BRASS AND BRONZE WORKS, INC.
Competitive Crossover



Published: 01/15/08

Part Number	Product Description	Zurn	Component Hardware	Chicago Faucet	Chicago Faucet - Direct Cross to T&S	Dormont Power Force	Fisher Mfg.	Krowne
B-0236	Double Pantry Faucet, Wall Mount, Adjustable Centers, 12" Swing Nozzle	Z841H1		445-L12			3213	
B-0237	Double Pantry Faucet, Wall Mount, Adjustable Centers, 6" Swing Nozzle	Z841F1		445-L6	B-0237 w/B-0199-01		3210	
B-0241	Double Pantry Faucet, Wall Mount, Adjustable Centers, Integral Stops, 12" Swing Nozzle	Z841H1		445-L12				
B-0242	Double Pantry Faucet, Wall Mount, Adjustable Centers, Integral Stops, 6" Swing Nozzle	Z841F1						
B-0243	Double Pantry Faucet, Wall Mount, Adjustable Centers, Integral Stops, 6" Cast Spout	Z841F1		445-S6				
B-0245	Double Pantry Faucet, Deck Mount, 8" Centers, 18" Double Joint Swing Nozzle	Z871K1-DJ18	KN61-8018	445-DJ18		KN61-8018	3322	
B-0246	Double Pantry Faucet, Deck Mount, 8" Centers, 15" Double Joint Swing Nozzle	Z871K1 (13" swing)		445-DJ13				
B-0247	Double Pantry Faucet, Deck Mount, 8" Centers, 12" Double Joint Swing Nozzle	Z871K1 (13" swing)						
B-0250	Double Pantry Faucet, Single Hole Base, 4" Spreader, 18" Double Joint Swing Nozzle	Z826K1-MYCS-DJ18	KN51-9018	51-DJ18		KN51-9018	3122	
B-0251	Double Pantry Faucet, Single Hole Base, 4" Spreader, 15" Double Joint Swing Nozzle	Z826K1-MYCS (13" swing)		51-DJ13			3121	
B-0252	Double Pantry Faucet, Single Hole Base, 4" Spreader, 12" Double Joint Swing Nozzle	Z826K1-MYCS (13" swing)		51-DJ13			3120	
B-0255	Single Pantry Faucet, Single Hole Base, Deck Mount, 18" Double Joint Swing Nozzle	Z825K1-MYCS-DJ18	KN64-9018	349-DJ18		KN64-9018		
B-0256	Single Pantry Faucet, Single Hole Base, Deck Mount, 15" Double Joint Swing Nozzle	Z825K1-MYCS (13" swing)		349-DJ13				
B-0257	Single Pantry Faucet, Single Hole Base, Deck Mount, 12" Double Joint Swing Nozzle	Z825K1-MYCS (13" swing)		349-DJ13				
B-0260	Single Pantry Faucet, Single Hole Base, Wall Mount, 18" Double Joint Swing Nozzle	Z875K2-DJ18	KN70-9018	332-DJ18-lever handle		KN70-9018	3722	
B-0261	Single Pantry Faucet, Single Hole Base, Wall Mount, 15" Double Joint Swing Nozzle	Z875K1 (13" swing)		332-DJ13-lever handle				
B-0262	Single Pantry Faucet, Single Hole Base, Wall Mount, 12" Double Joint Swing Nozzle	Z875K1 (13" swing)		332-DJ15-lever handle				
B-0265	Double Pantry Faucet, Wall Mount, 8" c/c, 18" Double Joint Swing Nozzle	Z842K1-DJ18	KN54-8018	540-LD-DJ18		KN54-8018	3262	14-818
B-0266	Double Pantry Faucet, Wall Mount, 8" c/c, 15" Double Joint Swing Nozzle	Z842K1 (13" swing)		540-LD-DJ13				
B-0267	Double Pantry Faucet, Wall Mount, 8" c/c, 12" Double Joint Swing Nozzle	Z842K1 (13" swing)		540-LD-DJ13				
B-0270	Double Pantry Faucet, Single Hole Base, 4" Spreader, 18" Elevated Swing Nozzle							
B-0271	Double Pantry Faucet, Single Hole Base, 4" Spreader, 12" Elevated Swing Nozzle	Z826H1-MYCS	KN52-9012			KN52-9012		
B-0275	Single Pantry Faucet, Single Hole Base, Deck Mount, 18" Elevated Swing Nozzle							
B-0276	Single Pantry Faucet, Single Hole Base, Deck Mount, 12" Elevated Swing Nozzle	Z825H1	KN65-9012			KN65-9012		
B-0280	Double Pantry Faucet, Deck Mount, 8" Centers, 18" Elevated Swing Nozzle							
B-0281	Double Pantry Faucet, Deck Mount, 8" Centers, 12" Elevated Swing Nozzle		KN62-8012			KN62-8012		
B-0290	Big-Flo Mixing Faucet, Wall Mount, 8" Centers, 12" Swing Nozzle, LL Inlets	Z842H2	KN34-8012			K34-8012	5414	
B-0291	Big-Flo Mixing Faucet, Wall Mount, 8" Centers, 18" Swing Nozzle, LL Inlets		KN34-8018			K34-8018		
B-0292	Big-Flo Mixing Faucet, Wall Mount, 8" Centers, 24" Double Joint Swing Nozzle, LL Inlets					K34-8022		
B-0293	Big-Flo Mixing Faucet, Deck Mount, 8" Centers, 12" Swing Nozzle, LL Inlets	Z871H2						
B-0294	Big-Flo Mixing Faucet, Deck Mount, 8" Centers, 18" Swing Nozzle, LL Inlets							
B-0295	Big-Flo Mixing Faucet, Deck Mount, 8" Centers, 24" Double Joint Swing Nozzle, LL Inlets							
B-0296	Big-Flo Single Pantry Faucet, Deck Mount, 12" Swing Nozzle	Z825H2	KN33-9012			KN33-9012		
B-0297	Big-Flo Single Pantry Faucet, Deck Mount, 18" Swing Nozzle		KN33-9018			K33-9018		
B-0300	Double Pantry Faucet, Single Hole Base, 4" Spreader, Rigid Gooseneck, Stream Regulator	Z826B1-MY	KN51-9002-R	50-TCP	B-0300 w/B-0199-02	KN51-9001-R	3116	
B-0300-LN w/ 119X	Double Pantry Rigid Base Faucet, Single Hole Base, 4" Spreader, Rigid Gooseneck					KN51-9000-R	1872	
B-0300-LN w/ 129X	Double Pantry Rigid Base Faucet, Single Hole Base, 4" Spreader, Rigid Gooseneck					KN51-9001-R	3116	
B-0301-01	Double Pantry Faucet, Single Hole Base, 4" Spreader, Swivel Gooseneck, Non-Splash Aerator	Z826B1-MY	KN51-9002	50-CP		KN51-9002		
B-0305	Single Pantry Faucet, Deck Mount, Rigid Gooseneck, Stream Regulator	Z825B1	KN64-9002-R	350-swing/rigid	B-0305 w/014200-45, B-0199-02			
B-0305-LN	Single Pantry Rigid Base Faucet, Deck Mount, Less Nozzle					KN63-Y001	12890	
B-0305-LN w/ 119X	Single Pantry Rigid Base Faucet, Deck Mount, Less Nozzle					KN64-9000-R	3026	
B-0306	Single Pantry Faucet, Deck Mount, Lever Handle, Swivel Gooseneck (133X)	Z825B1	KN64-9002	350-rigid/swing	B-0306 w/014200-45, B-0199-01		3016	16-116
B-0310	Single Pantry Faucet, Wall Mount, Rigid Gooseneck, Four-Arm Handle	Z875A2	KN70-9002-R	332-GN2A-lever handles	B-0310 w/B-0199-02	KN70-9002-R		
B-0310-LN	Single Pantry Rigid Base Faucet, Wall Mount, Four-Arm Handle, Less Nozzle		KN70-Y002			KN70-Y002		
B-0312	Single Pantry Faucet, Wall Mount, Swivel Gooseneck, Four-Arm Handle	Z875A2-LH	KN70-9002	332-GN2A	B-0312 w/B-0199-01	KN70-9002		
B-0315	Vertical Double Pantry Faucet, Wall Mount, Rigid Gooseneck, Four-Arm Handles			225 (alternate)				
B-0316	Vertical Double Pantry Faucet, Wall Mount, Swivel Gooseneck with Stream Regulator			225 (alternate)				
B-0320	Double Pantry Faucet, Deck Mount, 8" Centers, Rigid Gooseneck, Lever Handles	Z871B1	KN61-8002-R			KN8002-R		
B-0320-LN	Double Pantry Rigid Base Faucet, Deck Mount, 8" Centers, Less Nozzle					KN60-Y001	2300	
B-0321	Double Pantry Faucet, Deck Mount, 8" Centers, Swivel Gooseneck, Lever Handles	Z871B1	KN61-8002			KN61-8002		
B-0322-04	Medical Faucet, Deck Mount, 8" Centers, Rigid Gooseneck w/Rosespray, 4" Wrist Handles	Z871B4-5F						
B-0325	Double Pantry Faucet, Deck Mount, 4" Centers, Swivel Gooseneck	Z812B1	KN57-4002			KN57-4002		
B-0326	Double Pantry Faucet, Deck Mount, 4" c/c, Rigid Gooseneck	Z812B1	KN57-4002-R			KN57-4002-R	3516	
B-0326-LN	Double Pantry Rigid Base Faucet, Deck Mount, Less Nozzle					KN56-Y001	2500	
B-0326-LN w/ 119X	Double Pantry Rigid Base Faucet, Deck Mount, Less Nozzle					K57-4000-R		

NOTE: Crossovers not guaranteed for 100% accuracy. Please verify item against required specification

T&S BRASS AND BRONZE WORKS, INC.
Competitive Crossover

Published: 01/15/08

 Part Number	 Product Description	Zurn	Component Hardware	Chicago Faucet	Chicago Faucet - Direct Cross to T&S	Dormont Power Force	Fisher Mfg.	Krowne
B-0326-LN w/ 129X	Double Pantry Rigid Base Faucet, Deck Mount, Less Nozzle					K57-4001-R	3526	
B-0330	Double Pantry Faucet, Wall Mount, 8" Centers, Rigid Gooseneck, Lever Handles	Z842B1	KN54-8002-R			KN54-8002-R	3256	
B-0330-04	Double Pantry Faucet, Wall Mount, 8" Centers, Rigid Gooseneck, 4" Wrist Action Handles	Z842B4						
B-0330-LN	Double Pantry Rigid Base Faucet, Wall Mount, 8" Centers, Less Nozzle					KN53-Y001	2200	
B-0331	Double Pantry Faucet, Wall Mount, 8" Centers, Swivel Gooseneck, Lever Handles	Z842B1	KN54-8002	540LD-GN2A	B-0331 w/B-0199-01	KN54-8002	3255	14-802
B-0340	Double Panty Faucet, Wall Mount, Adjustable Centers, Rigid Gooseneck, Lever Handles	Z841B1					3216	
B-0341	Double Panty Faucet, Wall Mount, Adjustable Centers, Swivel Gooseneck, Lever Handles	Z841B1		445-GN2A-E3	B-0341 w/B-0199-01		3215	
B-0342	Double Panty Faucet, Wall Mount, Adjustable Centers, Rigid Gooseneck, Integral Stops	Z841B1		886-GN2	B-0342 w/B-0199-02			
B-0345	Double Panty Faucet, Wall Mount, 3 3/8" Centers, Rigid Gooseneck, Lever Handles	Z841B1-SSI						
B-0346	Double Panty Faucet, Wall Mount, 3 3/8" Centers, Swivel Gooseneck, Lever Handles	Z841B1-SSI						
B-0350	Medical Faucet, Wall Mount, 8" Centers, Rigid Gooseneck w/Rosespray, 6" Wrist Handles	Z841B6						
B-0350-04	Medical Faucet, Wall Mount, 8" Centers, Rigid Gooseneck w/Rosespray, 4" Wrist Handles	Z841B4-5F						
B-0352-04	Medical Faucet, Wall Mount, 8" Centers, Rigid Gooseneck w/Rosespray, Built-In Stops	Z841B4-5F						
B-0353-04	Medical Faucet, Wall Mount, 8" Centers, Rigid Gooseneck, 4" Wrist Handles, Built-In Stops	Z842B5						
B-0405-02	Nozzle, Rigid, Vacuum Breaker, 5-5/8" Spread, 8-7/8" Height							
B-0405-03	Nozzle, Rigid, Vacuum Breaker, 8-5/8" Spread, 8-7/8" Height							
B-0405-04	Nozzle, Rigid, Vacuum Breaker, 11-5/8" Spread, 8-7/8" Height							
B-0407-02	Nozzle, Swivel, Vacuum Breaker, 5-5/8" Spread, 8-11/16" Height	G60550						
B-0407-03	Nozzle, Swivel, Vacuum Breaker, 8-5/8" Spread, 8-11/16" Height	G61736						
B-0407-04	Nozzle, Swivel, Vacuum Breaker, 11-5/8" Spread, 8-11/16" Height							
B-0408-02	Nozzle, Swivel, Vacuum Breaker, 5-5/8" Spread, 3-11/16" Height	G61737		L6BVB				
B-0408-03	Nozzle, Swivel, Vacuum Breaker, 8-5/8" Spread, 3-11/16" Height							
B-0408-04	Nozzle, Swivel, Vacuum Breaker, 11-5/8" Spread, 3-11/16" Height							
B-0409-02	Nozzle, Swivel, Vacuum Breaker, 5-5/8" Spread, 3-11/16" Height			L5VB				
B-0409-03	Nozzle, Swivel, Vacuum Breaker, 8-5/8" Spread, 3-11/16" Height							
B-0409-04	Nozzle, Swivel, Vacuum Breaker, 11-5/8" Spread, 3-11/16" Height							
B-0415	Stop, Straight Loose Key Stop, 3/8" NPT			376-LK				
B-0418	Stop, Angle Loose Key Stop, 1/2" NPT							
B-0430	Rigid Base Assembly, Deck Mount, Accepts Standard Rigid Goosenecks & Risers		KN50-X126			KN50-X126		
B-0430 w/ 119X	Rigid Base Assembly, Deck Mount, Accepts Standard Rigid Goosenecks & Risers					K74-9000-R		
B-0430 w/ 129X	Rigid Base Assembly, Deck Mount, Accepts Standard Rigid Goosenecks & Risers					K74-9001-R		
B-0431	Swivel Base Assembly, Deck Mount, Accepts Standard Swing Nozzles & Goosenecks		KN50-X125			K50-X125		
B-0431 w/ 059X	Swivel Base Assembly, Deck Mount, Accepts Standard Swing Nozzles & Goosenecks			626-L6		KN74-9006	3810	16-131
B-0431 w/ 060X	Swivel Base Assembly, Deck Mount, Accepts Standard Swing Nozzles & Goosenecks			626-L8		KN74-9008	3811	16-132
B-0431 w/ 061X	Swivel Base Assembly, Deck Mount, Accepts Standard Swing Nozzles & Goosenecks			626-L10		KN74-9010	3812	16-133
B-0431 w/ 062X	Swivel Base Assembly, Deck Mount, Accepts Standard Swing Nozzles & Goosenecks			626-L12		KN74-9012	3813	
B-0431 w/ 063X	Swivel Base Assembly, Deck Mount, Accepts Standard Swing Nozzles & Goosenecks			626-L14		KN74-9014	3814	
B-0431 w/ 064X	Swivel Base Assembly, Deck Mount, Accepts Standard Swing Nozzles & Goosenecks			626-L16		KN74-9016	1678	
B-0431 w/ 068X	Swivel Base Assembly, Deck Mount, Accepts Standard Swing Nozzles & Goosenecks			626-DJ18		KN74-9018	3822	
B-0431 w/ 131X	Swivel Base Assembly, Deck Mount, Accepts Standard Swing Nozzles & Goosenecks					KN74-9000-R	1937	
B-0431 w/ 133X	Swivel Base Assembly, Deck Mount, Accepts Standard Swing Nozzles & Goosenecks			626		KN74-9002		
B-0431 w/ 135X	Swivel Base Assembly, Deck Mount, Accepts Standard Swing Nozzles & Goosenecks					KN74-9001	3815	
B-0432	Rigid Base Assembly, Wall Mount, 3/8" NPT Female Outlet		KN50-X124	778-9K	B-432-A w/B-0969, 149X, (2) 002535-25			
B-0432 w/ 129X	Rigid Base Assembly, Wall Mount, 3/8" NPT Female Outlet					KN72-9001R	3916	
B-0433	Swivel Base Assembly, Wall Mount		KN50-X123			K50-X123		
B-0433 w/ 059X	Swivel Base Assembly, Wall Mount			629-L6		KN72-9006	3910	16-141
B-0433 w/ 060X	Swivel Base Assembly, Wall Mount			629-L8		KN72-9008	3911	16-142
B-0433 w/ 061X	Swivel Base Assembly, Wall Mount			629-L10		KN72-9010	3912	16-143
B-0433 w/ 062X	Swivel Base Assembly, Wall Mount			629-L12		KN72-9012	3913	
B-0433 w/ 063X	Swivel Base Assembly, Wall Mount			629-L14		KN72-9014	3914	
B-0433 w/ 064X	Swivel Base Assembly, Wall Mount			629-L16		KN72-9016	1813	
B-0433 w/ 068X	Swivel Base Assembly, Wall Mount			629-DJ18		KN72-9018	3922	
B-0433 w/ 135X	Swivel Base Assembly, Wall Mount					KN72-9001	3915	
B-0440	Inlet Extension, 3" Length, 1/2" NPT							
B-0441	Inlet Extension, 4" Length, 1/2" NPT							

NOTE: Crossovers not guaranteed for 100% accuracy. Please verify item against required specification



T&S BRASS AND BRONZE WORKS, INC.
Competitive Crossover

Published: 01/15/08

Part Number	Product Description	Zurn	Component Hardware	Chicago Faucet	Chicago Faucet - Direct Cross to T&S	Dormont Power Force	Fisher Mfg.	Krowne
B-0442	Inlet Extension, 5-3/4" Length, 1/2" NPT							
B-0443	Inlet Extension, 6-3/4" Length, 1/2" NPT							
B-0445	Inlet Extension, 1/2" NPT							
B-0446	Inlet Extension, 2-3/4" Length, 1/2" NPT							
B-0452	Quick Connect Coupling							
B-0455	Vacuum Breaker Assembly, 1/2" NPT							
B-0456	Vacuum Breaker Assembly, 1/2" NPT							
B-0457	Vacuum Breaker Assembly, 3/4" NPT							
B-0458	Vacuum Breaker Assembly, 3/4" NPT							
B-0473	Wall Support for Knee Action Valve, Aluminum, 12" From Wall to Valve							
B-0475	Knee Action Valve, Heavy Duty Cam Action Stirrup, 1/2" NPT Female Inlet	Z85700						
B-0475-LKS	Knee Action Valve, Heavy Duty Cam Action Stirrup, 1/2" NPT Straight Loose Key Stops	Z85700		745-VOCP				
B-0475-LKS w/ B-0474	Knee Action Valve, Heavy Duty Cam Action Stirrup, 1/2" NPT Straight Loose Key Stops							
B-0502	Double Pedal Valve, Inlets 2-1/2" Centers, 1/2" NPT Inlets and Outlets	Z85500	K25-1000	625		K25-1000	3170	
B-0504	Double Pedal Valve, Wall Mount, Inlets 2-1/2" Centers, 1/2" NPT Inlet & Outlet	Z85500-WM					3176	
B-0504-01	Double Pedal Valve, Wall Mount, Loose Key Angle Stops, Angle Volume Control	Z85500-WM-VC		834-EPCP				
B-0505	Double Pedal Valve, Ledge Mount, 1/2" NPT Inlet & Outlet	Z85500-LM		625-LP			3174	
B-0507	Single Pedal Valve, Floor Mount, 1/2" NPT Inlet & Outlet	Z85100	K25-2000	628			3070	
B-0508	Single Pedal Valve, Wall Mount, 1/2" NPT Female Inlet and Outlet	Z85100-WM						
B-0508 w/ B-1350	Single Pedal Valve, Wall Mount, 1/2" NPT Female Inlet and Outlet			806				
B-0508-LKS	Single Pedal Valve, Wall Mount, Straight Loose Key Stop	Z85100-WM						
B-0509	Double Knee Pedal Valve, Ledge Mount, 6-1/4" Pedals, 1/2" NPT Inlets		K25-3000					
B-0512	Concealed Mixing Faucet, Wall Mount, 3/8" NPT Inlets and Outlets, 4-Arm Handles	Z81202-DV						
B-0513	Concealed Mixing Faucet, Wall Mount, 3/8" NPT Inlets and Outlets, Lever Handles	Z81201-DV						
B-0520	Rigid Gooseneck, Deck Mount, 5-1/2" Spread, 10-1/4" Height, 5-3/4" Clearance	Z821BO-FC	KN74-9002-R	626	T&S is rigid	KN74-9002-R	1937	
B-0521	Rigid Gooseneck, Deck Mount, Non-Splash Aerator, 5-1/2" Spread, 10-3/4" Height	Z821BO		626-E3	T&S is rigid			
B-0522	Rigid Gooseneck, Deck Mount, Rosespray, 5-1/2" Spread, 10-1/4" Height	Z821BO-5F						
B-0523	Rigid Gooseneck, Deck Mount, Aerator, 5-1/2" Spread, 12-1/4" Height	Z821C0						
B-0524	Rigid Gooseneck, Deck Mount, Rosespray, 5-1/2" Spread, 12-1/4" Height	Z821C0-5F						
B-0525	Swivel Gooseneck, Wall Mount, Stream Regulator, 5-11/16" Spread, 10-1/2" Height	Z821BO-WM-FC	KN72-9002	626-GN2A		KN72-9002		
B-0527	Swivel Gooseneck, Wall Mount, Non-Splash Aerator, 5-3/4" Spread, 10-1/2" Height	Z821BO-WM		629-E3				
B-0528	Swivel Gooseneck, Wall Mount, Rosespray, 5-3/4" Spread, 10-1/2" Height	Z821BO-WM-5F						
B-0529	Swivel Gooseneck, Wall Mount, Aerator, 2-3/4" Spread, 4-3/4" Height	Z821A0-WM	KN72-9000			KN72-9000	2038	
B-0535	Rigid Gooseneck, Wall Mount, Rosespray, 5-1/2" Spread, 10-3/4" Height, 3/8" NPT Inlet	Z821BO-WM-5F						
B-0536	Rigid Gooseneck, Wall Mount, Rosespray, 5-1/2" Spread, 11-3/8" Height, 1/2" NPT Inlet	Z821BO-WM-5F						
B-0541	Elevated Swing Nozzle, 6" Nozzle, 24-3/8" Height	Z821F0-R23						
B-0575	Range Faucet, Wall Mount, Aerator, 14-3/16" Length, 3/8" NPT Female Inlet							
B-0576	Range Faucet, Wall Mount, Aerator, 13-3/4" Length, 3/8" NPT Male Inlet							
B-0577	Range Faucet, Wall Mount, Aerator, 13-3/4" Length, 1/2" NPT Male Inlet							
B-0579	Range Faucet, Wall Mount, Aerator, Wrist Handle, 1/2" British Thread Female Inlet							
B-0580	Pot Filler, Wall Mount, 18" Double Joint Nozzle, 1/2" NPT Inlet, Insulated On-Off Control					KN72-9018		
B-0581	Pot Filler, Wall Mount, 24" Double Joint Nozzle, 1/2" NPT Inlet, Insulated On-Off Control							
B-0585	Pot Filler, Deck Mount, 18" Double Joint Nozzle, 1/2" NPT Inlet, Insulated On-Off Control							
B-0590	Pot Filler, Deck Mount, Single Control, 18" Double Joint Nozzle, Insulated On-Off Control					KN64-9018	3022	
B-0592	Pot Filler, Wall Mount, Single Control, 18" Double Joint Nozzle, Insulated On-Off Control			515		KN70-9018		
B-0594	Pot Filler, Wall Mount, Single Control, 24" Double Joint Nozzle, Insulated On-Off Control							
B-0597	Pot Filler, Wall Mount, 8" Centers, 18" Double Joint Nozzle, Insulated On-Off Control							
B-0598	Pot Filler, Wall Mount, 8" Centers, 18" Double Joint Nozzle, Insulated On-Off Control					KN54-8024		
B-0600	Pot Filler, Wall Mount, Vacuum Breaker, Stainless Steel Hose, Self Closing Hook Nozzle	Z800P0-H60-PF1-PSH	KN71-3000-VB			KN71-3000-VB		
B-0605	Pot Filler, Wall Mount, Vacuum Breaker, Stainless Steel Hose, Self Closing Hook Nozzle	Z875P2-H60-PF1-PSH	KN69-3000-VB			KN69-3000-VB	2740	
B-0606	Pot Filler, Wall Mount, Vacuum Breaker, Stainless Steel Hose, Hook Nozzle							
B-0610	Pot Filler, Wall Mount, 8" Centers, Vacuum Breaker, 68" Hose w/ Self Closing Hook Nozzle	Z842P1-H60-PF1-PSH	KN53-3000-VB	512GC		KN53-3000-VB	2240	
B-0618-01	Hose, Reinforced PVC Hose, 2'-6" Length, Garden Hose Inlet	Z80000-5H						
B-0618-02	Hose, Reinforced PVC Hose, 4' Length, Garden Hose Inlet	Z80000-5H						
B-0618-03	Hose, Reinforced PVC Hose, 5' Length, Garden Hose Inlet	Z80000-5H						

T&S BRASS AND BRONZE WORKS, INC.
Competitive Crossover



Published: 01/15/08

 Part Number	 Product Description	Zurn	Compnent Hardware	Chicago Faucet	Chicago Faucet - Direct Cross to T&S	Dormont Power Force	Fisher Mfg.	Krowne
B-0650-POL	Service Sink Faucet, Wall Mount, 8" Centers, Wall Brace, Polished Chrome Finish	Z842D1-LVB-PE-RC-2XT						
B-0650-RGH	Service Sink Faucet, Wall Mount, 8" Centers, Wall Brace, Rough Chrome Finish	Z842D1-LVB-PE-RC-2XT		814-CP alternate				
B-0651-POL	Service Sink Faucet, Wall Mount, 8" Centers, Pail Hook, Integral Stops, Polished Chrome	Z842D1-LVB-PE-RC-2XT-LSI						
B-0651-RGH	Service Sink Faucet, Wall Mount, 8" Centers, Pail Hook, Integral Stops, Rough Chrome	Z842D1-LVB-PE-RC-2XT-LSI						
B-0653	Mop Hanger, Stainless Steel, Three Spring Loaded Rubber Grips							
B-0657	Service Sink Faucet, Wall Mount, 8" Centers, Vacuum Breaker, Integral Stops, Wrist Handles	Z842D1-2XT-LSI						
B-0660-POL	Service Sink Faucet, Wall Mount, 8" Centers, Wall Brace, Plain End Outlet, Polish							
B-0660-RGH	Service Sink Faucet, Wall Mount, 8" Centers, Wall Brace, Plain End Outlet, Rough		K77-8006-BR			KN-8006-BR		
B-0662	Service Sink Faucet, Works w/ Exposed Ceiling Supplies, Vacuum Breaker, Wall Brace, Polish							
B-0665-BSTR	Service Sink Faucet, Wall Mount, 8" Centers, Built-In Stops, Vacuum Breaker, Rough		K-77-8106-BR			K77-8106-BR		
B-0665-POL	Service Sink Faucet, Wall Mount, 8" Centers, Vacuum Breaker, Garden Hose Outlet, Polished	Z842M1		540-LD-897S-WXF	Alternate			
B-0665-RGH	Service Sink Faucet, Wall Mount, 8" Centers, Vacuum Breaker, Garden Hose Outlet	Z842M1-RC						
B-0666-POL	Service Sink Faucet, Wall Mount, 8" Centers, Vacuum Breaker, Integral Stops, Polished	Z842M1-LSI						
B-0666-RGH	Service Sink Faucet, Wall Mount, 8" Centers, Vacuum Breaker, Integral Stops, Rough	Z842M1-RC-LSI						
B-0667-POL	Service Sink Faucet, Wall Mount, Adjustable Centers, Vac. Breaker, Wall Brace, Polished	Z841M1-RC						
B-0668-POL	Service Sink Faucet, Wall Mount, Adjustable Centers, Vac. Breaker, Wall Brace, Polished	Z841M1						
B-0668-RGH	Service Sink Faucet, Wall Mount, Adjustable Centers, Vac. Breaker, Wall Brace, Rough	Z841M1-RC						
B-0669-POL	Service Sink Faucet, Wall Mount, Adjustable Center, Vac. Breaker, Integral Stop, Polished	Z841L1						
B-0669-RGH	Service Sink Faucet, Wall Mount, Adjustable Center, Vac. Breaker, Integral Stop, Rough	Z841L1-RC						
B-0670-POL	Service Sink Faucet, Wall Mount, Adjustable Centers, Vacuum Breaker, Polished	Z841L1						
B-0670-RGH	Service Sink Faucet, Wall Mount, Adjustable Centers, Vacuum Breaker, Rough	Z841L1-RC						
B-0672-POL	Service Sink Faucet, Wall Mount, 8" Centers, Pail Hook, Plain Tip Outlet, Polished Chrome	Z842L1						
B-0672-RGH	Service Sink Faucet, Wall Mount, 8" Centers, Pail Hook, Plain Tip Outlet, Rough Chrome	Z842L1-RC						
B-0673-POL	Service Sink Faucet, Wall Mount, 8" Centers, Pail Hook, Garden Hose Outlet, Polished	Z842L1						
B-0673-POL	Service Sink Faucet, Wall Mount, 8" Centers, Pail Hook, Garden Hose Outlet, Polished	Z842L1						
B-0673-RGH	Service Sink Faucet, Wall Mount, 8" Centers, Pail Hook, Garden Hose Outlet, Rough	Z842L1-RC				K77-8002		
B-0673-RGH	Service Sink Faucet, Wall Mount, 8" Centers, Pail Hook, Garden Hose Outlet, Rough	Z842L1-RC						
B-0674-POL	Service Sink Faucet, Wall Mount, 8" Centers, Vac. Breaker, Garden Hose Outlet, Polished	Z842L1					2445	
B-0674-RGH	Service Sink Faucet, Wall Mount, 8" Centers, Vac. Breaker, Garden Hose Outlet, Rough	Z842L1-RC	K77-8102			K77-8102		
B-0676	Bedpan Washer, Pedal Valve, Vacuum Breaker, Extended Spray Outlet, 5' PVC Hose	Z85500-WM-EVB-HK-SE-SH2-VC						
B-0677	Bedpan Washer, Pedal Valve w/Integral Stops, Vac. Breaker, Extended Spray Outlet, 5' Hose	Z85500-WM-HK-SE-SH2-VC-VB						
B-0678	Bed Pan Washer, Loose Key Angle Inlet Valve w/Shut-Off & Vacuum Breaker, 5' PVC Hose	Z877P2-LKS-HK-SH3						
B-0679	Bed Pan Washer, Loose Key Angle Inlet w/Shut-Off & Vacuum Breaker, Extended Spray Outlet	Z877P2-LKS-HK-SH2						
B-0680	Bedpan Washer, Mixing Faucet, Vacuum Breaker, Self Closing Valve w/Extended Spray Outlet	Z87302-EVB-HK-SE-SH3						
B-0680-ST	Bedpan Washer, Mixing Faucet, Loose Key Stops, Vac. Breaker, Self Closing Valve	Z87302-IS-EVB-HK-SE-SH3						
B-0682-ST	Bedpan Washer, Mixing Faucet w/ Loose Key Stops, Vac. Breaker, Extended Spray Outlet	Z873P2-HK-SE-SH3						
B-0685	Bedpan Washer, Single Pedal Valve w/ Integral Stops, Vac. Breaker, 5' PVC Hose	Z85100-WM-EVB-HK-SE-SH3-VC						
B-0686	Bedpan Washer, Single Pedal Valve, Integral Stops, Vac. Breaker, 5' Hose w/ Extended Spray	Z85100-WM-EVB-HK-SE-SH2-VC						
B-0687	Bedpan Washer, Single Pedal Valve, Vacuum Breaker, 5' PVC Hose w/Self Closing Valve	Z85100-WM-SH2-VC w/Z800P0-SE-HK						
B-0690	Bedpan Spray Assembly, Self Closing Spray Valve with Extended Spray Outlet, 5' PVC Hose	Z80000-SH3						
B-0691	Bedpan Spray Assembly, Extended Spray Outlet, 5' PVC Hose	Z80000-SH2						
B-0692	Hose Outlet, Concealed Loose Key Valve, Elevated Vacuum Breaker	Z873E7-CW0-EVB						
B-0694-ST	Bedpan Washer, Single Temperature Supply, Loose Key Stop, Vacuum Breaker, 4' Hose	Z873E7-CW0-EVB-IS						
B-0695	Service Sink Faucet, Concealed Mixing Valve, Vac. Breaker, Wall Brace, Garden Hose Outlet	Z873E2-EVB						
B-0695-ST	Service Sink Faucet, Concealed Mixing Valve, Integral Stops, Vac. Breaker, 3/4" Hose Thread	Z873E2-EVB-IS						
B-0697	Service Sink Faucet, Concealed Mixing Valve, Wall Brace, 3/4" Garden Hose Thread	Z873E2						
B-0699	Service Sink Faucet, Concealed Mixing Valve, Vacuum Breaker, Wall Brace, 3/4" Hose Thread	Z873M2						
B-0700	Sill Faucet, 1/2" NPT Female Inlet, 4-Arm Handle, 3-7/8" Outlet to Center of Spout	Z80602						
B-0702	Sill Faucet, 1/2" NPT Female Inlet, 4-Arm Handle, 3/4" Garden Thread, 3-7/8" Outlet to Center	Z81302						
B-0703	Sill Faucet, 1/2" NPT Male Inlet, 4-Arm Handle, 3-1/2" Outlet to Center of Spout	Z80402						
B-0704	Sill Faucet, 1/2" NPT Male Inlet, 4-Arm Handle, 3/4" Garden Thread, 3-1/2" Outlet to Center	ZB0502						
B-0706	Sill Faucet, Self-Closing, 1/2" NPT Female Inlet, 3-7/8" Wall to Center of Spout							
B-0707	Sill Faucet, Self-Closing, 1/2" NPT Female Inlet, 3/4" Garden Threads							
B-0708	Sill Faucet, Self-Closing, 1/2" NPT Male Inlet, 3-7/8" Wall to Center of Spout							
B-0709	Sill Faucet, Self-Closing, 1/2" NPT Male Inlet, 3/4" Garden Threads, 3-7/8" Wall to Center							

NOTE: Crossovers not guaranteed for 100% accuracy. Please verify item against required specification



T&S BRASS AND BRONZE WORKS, INC.
Competitive Crossover

Published: 01/15/08

 Part Number	 Product Description	Zurn	Compnent Hardware	Chicago Faucet	Chicago Faucet - Direct Cross to T&S	Dormont Power Force	Fisher Mfg	Krowne
B-0710	Sill Faucet, 1/2" NPS Male Shank, Non-Splash Aerator, 4-1/8" Outlet to Center	Z82702		701				
B-0711	Sill Faucet, Self Closing, 1/2" NPT Male Shank, Aerator, 4-1/8" Outlet to Center							
B-0712	Sill Faucet, Self Closing Metering Valve w/Cap, 1/2" NPSM Male Shank	Z86100		333-665PSHCP				
B-0715	Sill Faucet, 1/2" NPT Male Inlet, Lever Handle, Plain Outlet, Adjustable Flange							
B-0717	Sill Faucet, 1/2" NPT Male Inlet, Lever Handle, Adjustable Flange, 3/4" Garden Hose Thread							
B-0718	Sill Faucet, 1/2" NPT Male Inlet, 4-Arm Handle, Adjustable Flange, 3/4" Garden Hose Thread							
B-0730-POL	Sill Faucet, 1/2" NPT Female Flanged Inlet, 3/4" Garden Hose Threads, Polished			293-CP				
B-0731-POL	Sill Faucet, 3/4" NPT Female Flanged Inlet, Screwdriver Handle, 3/4" Hose Thread, Polished			387-CP				
B-0736-POL	Sill Faucet, Vacuum Breaker, 1/2" NPT Female Flanged Inlet, 3/4" Hose Threads, Polished							
B-0737-POL	Sill Faucet, Vacuum Breaker, 3/4" NPT Female Flanged Inlet, 3/4" Hose Threads, Polished							
B-0750	Sill Faucet, Deck Mount, Rigid Gooseneck with Stream Regulator	Z82800-SCV						
B-0800	Metering Faucet, Single Temperature, 1/2" NPT Female Inlet, Rosespray	Z80300						
B-0805	Metering Faucet, Single Temperature, Push Button Cap, 1/2" NPT Male Shank	Z86300		807-E12-665PSHCP				
B-0806	Metering Faucet, Single Temperature, Push Button Cap, Rosespray, 1/2" NPT Male Shank	Z86300-5M		807-665PSHCP				
B-0807	Metering Faucet, Single Hole Base, 4" Spreader, Push Button Cartridge	Z86300-MYCS		844-E12-665PSHCP	B-0807 w/009345-45			
B-0830	Metering Faucet, Deck Mount, 4" Centers, Aerator, Push Button Handles, Pop-Up Drain	Z86500-P						
B-0831	Metering Faucet, Deck Mount, 4" Centers, Aerator, Push Button Handles	Z86500		802-665CP				
B-0833	Metering Faucet, Deck Mount, 4" Centers, Rigid Gooseneck, Push Button Handles, Pop-Up	Z866A0-P						
B-0834	Metering Faucet, Deck Mount, 4" Centers, Rigid Gooseneck, Push Button Handles	Z866A0						
B-0836	Metering Faucet, Deck Mount, 4" Centers, Spout w/Sprayface, Push Button Handles, Pop-Up	Z86500-P						
B-0837	Metering Faucet, Deck Mount, 4" Centers, Spout w/Sprayface, Push Button Handles	Z86500						
B-0840	Sill Faucet, Deck Mount, Single Temperature Control, Aerator, Alpine Handle							
B-0850	Medical Faucet, Concealed Body, Deck Mount, 8" Centers, Rigid Gooseneck, Stream Regulator	Z831B1-ICT						
B-0851	Medical Faucet, Concealed Body, Deck Mount, 8" Centers, Swivel Gooseneck, Stream Regulator	Z831B1-ICT						
B-0855	Medical Faucet, Concealed Body, Deck Mount, 8" Centers, Swivel Gooseneck	Z831J1-ICT						
B-0865	Medical Faucet, Concealed Body, 8" Centers, Wrist Handles, Rigid Gooseneck w/Rosespray	Z831B6-ICT-5F		786-SWCP w/319				
B-0865-04	Medical Faucet, Concealed Body, 8" Centers, Wrist Handles, Rigid Gooseneck w/Rosespray	Z831B4-ICT-5F		786-SWCP				
B-0866	Medical Faucet, Concealed Body, 8" Centers, Wrist Handles, Swivel Gooseneck w/Rosespray	Z831B6-ICT-5F						
B-0866-04	Medical Faucet, Concealed Body, 8" Centers, Wrist Handles, Swivel Gooseneck w/Rosespray	Z831B4-ICT-5F		786-SWCP				
B-0866-PV	Medical Faucet, Conceal Body, Wrist Handle, Pedal Valve Inlet, Swivel Gooseneck, Rosespray	Z831B6-TW-5F		786-TWCP				
B-0867	Medical Faucet, Concealed Body, 8" Centers, 6" Wrist Handles, Rigid Gooseneck, Aerator	Z831B4-ICT-5F-P		786-E3CP w/319				
B-0867-04	Medical Faucet, Concealed Body, 8" Centers, 4" Wrist Handles, Rigid Gooseneck, Aerator	Z831B4-ICT		786-E3CP				
B-0868	Medical Faucet, Concealed Body, 6" Wrist Handles, Rigid Gooseneck, Rosespray, Pop-Up	Z831B4-ICT-P		786-SWCP w/319				
B-0868-04	Medical Faucet, Concealed Body, 4" Wrist Handles, Rigid Gooseneck, Rosespray, Pop-Up	Z831B6-ICT-5F-P		786-SWCP				
B-0869-04	Medical Faucet, Concealed Body, 4" Wrist Handles, Rigid Gooseneck, Aerator, Pop-Up	Z831B4-ICT-P		786-SWE3CP				
B-0870	Lavatory Faucet, Deck Mount, 4" Centers, Aerator, 1/2" NPSM Male Shanks, Pop-Up	Z81101-P		797CP				
B-0871	Lavatory Faucet, Deck Mount, 4" Centers, Aerator, 1/2" NPSM Male Shanks	Z81101		802CP			1744	
B-0873	Lavatory Faucet, Deck Mount, 4" Centers, Rigid Gooseneck, Aerator, Pop-Up Assembly	Z8112A1-P		894-CP				
B-0874	Lavatory Faucet, Deck Mount, 4" Centers, Rigid Gooseneck, Aerator, 1/2" NPSM Male Shanks	Z812A1		895-CP				
B-0876	Lavatory Faucet, Deck Mount, 4" Centers, Plain Outlet, 1/2" NPSM Male Shanks, Pop-Up	Z81101-P						
B-0890	Medical Faucet, Deck Mount, Cast Basin Spout, Aerator, 4" Wrist Action Handles	Z81104		802-317CP				
B-0891	Medical Faucet, Deck Mount, Cast Basin Spout, Aerator, 4" Wrist Action Handles, Pop-Up	Z81104-P		797-317CP				
B-0892-01	Medical Faucet, Deck Mount, Rigid Gooseneck, Aerator, 4" Wrist Action Handles	Z812A4						
B-0893	Medical Faucet, Deck Mount, Rigid Gooseneck, Aerator, 4" Wrist Action Handles, Pop-Up	Z812A4-P		894-317CP				
B-0894	Medical Faucet, Deck Mount, Cast Basin Spout, Drip Proof Sprayface, 4" Wrist Handles	Z81104						
B-0895	Medical Faucet, Deck Mount, Cast Basin Spout, Drip Proof Sprayface, Wrist Handles	Z81104-P						
B-0898	Pop-Up Assembly, Cast Brass Drain, Vandal Resistant Stopper	60505001						
B-0899	Grid Drain, Cast Brass, Polished Chrome Plated	60488001		327-ACP				
B-0900	Spray Assembly, 3' Flexible Stainless Steel Hose with Spray Head							
B-0901	Spray Assembly, 3' Reinforced Rubber Hose with Spray Head							
B-0917	Spray Assembly, Wall Mounting Bracket, Hand Held Spray, Vacuum Breaker							
B-0921	Spray Assembly, Wall Mounting Bracket, Diverter Valve, Hand Held Spray, 5' Stainless Hose							
B-0924	Spray Assembly, Wall Mounting Bracket, Wall Outlet 3/8" NPT Inlet, Hand Held Spray							
B-0925	Spray Assembly, Grab Bar, Wall Outlet, Sliding Spray Bracket, 5' Stainless Steel Hose							
B-0925-02	Spray Assembly, Grab Bar, Wall Outlet, Sliding Spray Bracket, 5' Hose, Vacuum Breaker							

T&S BRASS AND BRONZE WORKS, INC.
Competitive Crossover



Published: 01/15/08

 Part Number	 Product Description	Zurn	Component Hardware	Chicago Faucet	Chicago Faucet - Direct Cross to T&S	Dormont Power Force	Fisher Mfg	Krowne
B-0926	Spray Assembly, Grab Bar, Wall Outlet, Sliding Spray Bracket, 5' Stainless Steel Hose							
B-0929	Atmospheric Vacuum Breaker, 3/8" NPT Female Inlet and Outlet, Polished Chrome Finish	Z80000-EVB						
B-0929-A	Atmospheric Vacuum Breaker, 1/2" NPT Female Inlet and Outlet, Polished Chrome Finish	Z80000-EVB		892-GCP				
B-0930	Spray Assembly, Wall Outlet, Vacuum Breaker, Hand Held Spray, 5' Stainless Steel Hose							
B-0933-ST	Bath & Shower Combination, Concealed Mixing Valve w/Stops, Vac. Breaker, Hand Held Spray							
B-0936	Spray Assembly, Wall Outlet, Vacuum Breaker, Hand Held Spray, 5' Stainless Steel Hose							
B-0937	Spray Assembly, Hand Held Spray, 5' Stainless Steel Hose, Wall Bracket							
B-0938	Spray Assembly, Hand Held Spray, 5' Clear Vinyl Hose, Wall Bracket							
B-0940	Vertical Grab Bar, Sliding Spray Bracket, 32" Length							
B-0950	Spray Assembly, 44" Flexible Stainless Steel Hose, Self Closing Angled Spray Valve	Z80000-PRH2		81-LCP w/83-44NF			1457	
B-0955	Spray Assembly, 4' Reinforced PVC Hose, Self Closing Spray Valve	Z80000-PR1-VH36						
B-0956	Spray Assembly, 3' Reinforced Rubber Hose, Self Closing Angled Spray Valve	Z80000-PR2-VH36						
B-0963	Vacuum Breaker, 1/2" NPT Inlet and Outlet, Continuous Pressure, Quarter Turn Ball Valve							
B-0965	Vacuum Breaker, 1/2" NPT Inlet, 3/8" NPT Outlet, Atmospheric, Exposed Outlet	Z800P0-SE						
B-0968	Vacuum Breaker, 3/8" NPT Inlet and Outlet, Atmospheric, Polished Chrome Finish	60951001	K50-X137			K50-X137		
B-0969	Vacuum Breaker, 1/2" NPT Inlet and Outlet, Atmospheric, Polished Chrome Finish	59520001	K50-X138	892-CP		K50-X138		
B-0973	Bedpan Washer, Stainless Steel Hose, Push Button Self Closing Spray Valve	Z80000-PRH3						
B-0974	Bedpan Washer, Stainless Steel Hose, Self Closing Spray Valve, Adjustable Angle Head	Z80000-PRH3						
B-1006	Spray Assembly, Flexible Stainless Steel Hose, Spray Head, Quick Disconnect on Inlet							
B-1020	Concealed Bypass Valve, 1/2" NPT Female Inlet and Outlet, 4-Arm Handle, Cold Index	Z87302-CWO-PLUG		769				
B-1025	Concealed Straight Valve, 1/2" NPT Female Inlet and Outlet, 4-Arm Handle, Cold Index			770-COLDCP				
B-1025-1	Concealed Straight Valve, 1/2" NPT Female Inlet and Outlet, 4-Arm Handle, Hot Index	Z87302-CWO						
B-1025-ST	Concealed Straight Valve, 1/2" NPT Female Inlet and Outlet, Loose Key Stop, 4-Arm Handle	Z87302-CWO-ST						
B-1027	Concealed Straight Loose Key Stop, 1/2" NPT Female Union Coupling Nut	Z87307-CWO		1771				
B-1027-UCP	Concealed Straight Loose Key Stop, 1/2" NPT Female Inlet and Outlet							
B-1028	Concealed Straight Loose Key Stop, 1/2" NPT Female Inlet and Outlet, Built-In Check Valves			1771-C				
B-1029	Concealed Straight Valve, Slow Self Closing, Vandal Resistant, Blank Index	Z873000-CWO		770-665PSHCP				
B-1030	Concealed Bypass Mixing Valve, 1/2" Female Inlet, 3/4" Female Outlet, 4-Arm Handles							
B-1035	Concealed Bypass Mixing Valve, 8" Centers, 1/2" NPT Female Inlets & Outlets, 4-Arm Handles	Z87302						
B-1050	Concealed Bypass Mixing Valve, 1/2" Female Inlet & Outlet, 3/4" Female Bottom Outlet							
B-1060	Mixing Valve with Adjustable Shower Head, 1/2" NPT Female Inlets and Top Outlet			767, 1767				
B-1060-ST	Mixing Valve with Adjustable Shower Head, Loose Key Stops, 1/2" Female Inlets & Top Outlet			767-IS				
B-1065	Mixing Valve with Adjustable Shower Head and Diverter Bath Spout, 4-Arm Handles							
B-1065-ST	Mixing Valve with Adjustable Shower Head and Diverter Bath Spout, Loose Key Stops							
B-1066	Mixing Valve with Adjustable Shower Head and Diverter Bath Spout, Alpine Handles							
B-1070	Mixing Valve with Diverter Bath Spout, 3/4" Female Bottom Outlet, 4-Arm Handles							
B-1070-ST	Mixing Valve with Diverter Bath Spout, 3/4" Female Bottom Outlet, Loose Key Stops							
B-1071	Mixing Valve with Diverter Bath Spout, 3/4" Female Bottom Outlet, Alpine Handles							
B-1090	Shower Head with Adjustable Ball Joint, 1/2" NPT Male Arm and Adjustable Flange							
B1091	Shower Head with Adjustable Ball Joint, 1/2" NPT Male Arm and Adjustable Flange							
B-1092	Shower Head, Vandal Resistant, 1/2" NPT Female Inlet			621-alternate				
B1095	Diverter Bathtub Spout, 3/4" NPT Female Inlet, Solid Brass Construction							
B-1096	Bathtub Spout, 1/2" NPT Female Inlet, Solid Brass Construction							
B-1097	Shower Diverter Valve, 1/2" NPT Inlet and Outlet, Lever Handle Control							
B-1100	Workboard Faucet, Deck Mount, 3-1/2" Centers, 8" Swing Nozzle, Lever Handles	Z812F1-TWM						
B-1101	Workboard Faucet, Deck Mount, 3-1/2" Centers, 8" Swing Nozzle, Lever Handles	Z812J1-TWM						
B-1102	Workboard Faucet, Deck Mount, 3-1/2" Centers, 10" Swing Nozzle, Lever Handles	Z812J1-TWN						
B-1103	Workboard Faucet, Deck Mount, 3-1/2" Centers, 12" Swing Nozzle, Lever Handles	Z812H1-TWN						
B-1105	Workboard Faucet, Wall Mount, 3-1/2" Centers, 6" Swing Nozzle, Lever Handles							
B-1106	Workboard Faucet, Wall Mount, 3-1/2" Centers, 8" Swing Nozzle, Lever Handles							
B-1107	Workboard Faucet, Wall Mount, 3-1/2" Centers, 10" Swing Nozzle, Lever Handles							
B-1108	Workboard Faucet, Wall Mount, 3-1/2" Centers, 12" Swing Nozzle, Lever Handles							
B-1110	Workboard Faucet, Deck Mount, 4" Centers, 6" Swing Nozzle, Lever Handles	Z812F1	KN41-4006	891 w/S6JKCP	Chicago has cast spout	KN41-4006		15-306
B-1111	Workboard Faucet, Deck Mount, 4" Centers, 8" Swing Nozzle, Lever Handles	Z812J1	KN41-4008	891 w/L8JKCP	Chicago has cast spout	KN41-4008	3511	15-308
B-1112	Workboard Faucet, Deck Mount, 4" Centers, 10" Swing Nozzle, Lever Handles	Z812J1	KN41-4010			KN41-4010		15-310

NOTE: Crossovers not guaranteed for 100% accuracy. Please verify item against required specification



T&S BRASS AND BRONZE WORKS, INC.
Competitive Crossover

Published: 01/15/08

 Part Number	 Product Description	Zurn	Component Hardware	Chicago Faucet	Chicago Faucet - Direct Cross to T&S	Dormont Power Force	Fisher Mfg.	Krowne
B-1113	Workboard Faucet, Deck Mount, 4" Centers, 12" Swing Nozzle, Lever Handles	Z812H1	KN41-4012	891 w/L12JKCP		KN41-4012	26204	15-312
B-1115	Workboard Faucet, Wall Mount, 4" Centers, 6" Swing Nozzle, Lever Handles	Z812F1-TWN	KN45-4006			K15-4006	3610	
B-1116	Workboard Faucet, Wall Mount, 4" Centers, 8" Swing Nozzle, Lever Handles	Z812J1-TWN	KN45-4008					
B-1117	Workboard Faucet, Wall Mount, 4" Centers, 10" Swing Nozzle, Lever Handles	Z812J1-TWN	KN45-4010			K15-4010	3612	
B-1118	Workboard Faucet, Wall Mount, 4" Centers, 12" Swing Nozzle, Lever Handles		KN45-4012			K15-4012	3613	
B-1120	Workboard Faucet, Deck Mount, 8" Centers, 6" Swing Nozzle, Lever Handles	Z871F1		1100 w/S6JKCP	Chicago - 6" cast spout		3310	15-506
B-1121	Workboard Faucet, Deck Mount, 8" Centers, 8" Swing Nozzle, Lever Handles	Z871J1		1100	B-1121 w/B199-01	K11-8008	3311	
B-1122	Workboard Faucet, Deck Mount, 8" Centers, 10" Swing Nozzle, Lever Handles	Z871J1					3312	15-510
B-1123	Workboard Faucet, Deck Mount, 8" Centers, 12" Swing Nozzle, Lever Handles	Z871H1		1100 w/L12JKCP		K11-8012	3313	15-512
B-1125	Workboard Faucet, Wall Mount, 8" Centers, 6" Swing Nozzle, Lever Handles	Z871F1-TWM				K13-8006	3410	
B-1126	Workboard Faucet, Wall Mount, 8" Centers, 8" Swing Nozzle, Lever Handles	Z871J1-TWM				K13-8008	26328	
B-1127	Workboard Faucet, Wall Mount, 8" Centers, 10" Swing Nozzle, Lever Handles	Z871J1-TWM				K13-8010		
B-1128	Workboard Faucet, Wall Mount, 8" Centers, 12" Swing Nozzle, Lever Handles	Z871H1-TWN				K13-8012	26344	
B-1131	Workboard Faucet, Deck Mount, 4" Centers, 18" Double Joint Nozzle, Lever Handles	Z8712K1-DJ18		891 w/DJ18JKCP				
B-1132	Workboard Faucet, Deck Mount, 8" Centers, 18" Double Joint Nozzle, Lever Handles	Z8712K1-DJ18		1100 w/DJ18JKCP			3322	
B-1135	Workboard Faucet, Wall Mount, 3-1/2" Centers, 18" Double Joint Nozzle, Lever Handles							
B-1136	Workboard Faucet, Wall Mount, 4" Centers, 18" Double Joint Nozzle, Lever Handles	Z8712K1-DJ18-TWN						
B-1137	Workboard Faucet, Wall Mount, 8" Centers, 18" Double Joint Nozzle, Lever Handles	Z8712K1-DJ18-TWN						
B-1140	Workboard Faucet, Deck Mount, 3-1/2" Centers, Swivel Gooseneck, Lever Handles							
B-1141	Workboard Faucet, Deck Mount, 4" Centers, Swivel Gooseneck, Lever Handles	Z812B1	KN41-4002	895	B-1141 w/B-0199-01	K11-4002	3526-1	15-301
B-1142	Workboard Faucet, Deck Mount, 8" Centers, Swivel Gooseneck, Lever Handles	Z871B1				K11-8002	3315	15-501
B-1145	Workboard Faucet, Wall Mount, 3-1/2" Centers, Swivel Gooseneck, Lever Handles							
B-1146	Workboard Faucet, Wall Mount, 4" Centers, Swivel Gooseneck, Lever Handles	Z812B1-TWN	KN45-4002	CF2431G501LC		K15-4002	1996	
B-1147	Workboard Faucet, Wall Mount, 8" Centers, Swivel Gooseneck, Lever Handles	Z871B1-TWN				K13-8002	3415	
B-1172	Workboard Faucet, Deck Mount, 8" Centers, 8" Swing Nozzle, Diverter, Hose, Side Spray			1102-CP	B-1172 w/B-0199-01			
B-1202	Glass Filler, Wall Mount, 3/8" NPT Male Supply Nipple & Lock Nut, Adjustable Flange		KN26-5001			KN26-5001	10200	
B-1210	Glass Filler, 8" Deck Mount Pedestal, 1/2" NPT Male Shank	Z83500	KN26-5000			KN26-5000/K26-4630	1007	16-135
B-1215	Double Glass Filler, 8" Deck Mount Pedestal, 1/2" NPT Male Shank						1006	
B-1220	Glass Filler, 8" Deck Mount Pedestal, 3/8" NPT Female Inlet						1010	
B-1225	Glass and Pitcher Filler, Push Back Design for Glasses, 6" Swing Nozzle for Pitcher						1009	
B-1230	Glass Filler Water Station, Pedestal Glass Filler and Drip Pan		K27-1000			K27-1000	1400	16-138
B-1231	Drip Pan, Stainless Steel, Drop-In Grid, 1-1/4" Drain Tailpiece, 7/8" Diameter Hole for Fa		K27-Y001			K27-Y001	1403	
B-1235	Glass Filler Water Station, Pedestal Glass Filler, Drip Pan with Splash Guard							
B-1240	Glass Filler Water Station, Rigid Dummy Gooseneck, Single Pedal Valve, Drip Pan							
B1305	Loose Key Angle Stop, 1/2" NPT Female Inlet, 12" Flexible Copper Tube, Wall Flange			1006-CP				
B-1306	Loose Key Angle Stop, 3/8" NPT Female Inlet, 12" Flexible Copper Tube, Wall Flange			1005-CP				
B-1315	Angle Key Stop, Vandal Resistant, 1/2" NPT Female Inlet, Outlet w/Compression Nut & Sleeve			995-CP				
B-1330	Angle Key Stop, 1/2" NPT Female Inlet, 3/8" NPT Female Outlet							
B-1340	Angle Stop, 4-Arm Handle, 1/2" NPT Female Inlet, Outlet w/ Compression Nut Fits 1/2" O.D.							
B-1342	Loose Key Angle Stop, 1/2" NPT Female Inlet, Outlet w/Compression Nut Fits 1/2" O.D. Tubing							
B-1344	Angle Stop, 4-Arm Handle, 1/2" NPT Female Inlet, 3/8" NPT Female Outlet							
B-1346	Loose Key Angle Stop, 1/2" NPT Female Inlet, 3/8" NPT Female Outlet							
B-1350	Loose Key Angle Stop, 1/2" NPT Female Inlet, 1/2" NPT Male Union Coupling Outlet							
B-1355	Loose Key Angle Stop, 3/8" NPT Female Union Coupling Inlet, 3/8" NPT Female Outlet							
B-1410	Spray Assembly, 3' Stainless Steel Hose with Quick Disconnect Spray Valve							
B-1413	Pot and Kettle Filler, Quick Connect Hook Nozzle, Flexible Stainless Steel Hose							
B-1420	Spray Valve Body with Quick Connect Socket							
B-1421	Quick Connect Spray Face							
B-1422	Quick Connect Jet Spray							
B-1423	Quick Connect Fan Spray							
B-1424	Quick Connect Hook Nozzle							
B-1432	Hose Reel Assembly, Closed 35' Hose Reel, Exposed Piping and Accessories	Z81202-DV/Z87302-CWO/Z89000-PR1-ENC-EVB						
B-1433	Hose Reel Assembly, Closed 30' Hose Reel, Exposed Piping and Accessories	Z84201/Z87302-CWO/Z89000-PR1-EVB						
B-1450-01	Washdown Station, Hot and Cold Water, Thermometer, Mixing Valve 1/2" NPT Inlets, 50' Hose							
B-1451-01	Washdown Station, Hot and Cold Water, Thermometer, Mixing Valve 3/4" NPT Inlets, 50' Hose							

T&S BRASS AND BRONZE WORKS, INC.
Competitive Crossover



Published: 01/15/08

 Part Number	 Product Description	Zurn	Component Hardware	Chicago Faucet	Chicago Faucet - Direct Cross to T&S	Dormont Power Force	Fisher Mfg	Krowne
B-1710-01	Spray Wash Faucet w/ Vacuum Breaker, 1/2" NPT Femal Inlet, 4-Arm Handle							
B-1716-02	Spray Wash Faucet w/ Vacuum Breaker, 1/2" NPT Femal Inlet, 4-Arm Handle							
B-1870	Commercial Faucet, Deck Mount, Cast Basin Spout, Aerator, Lexan Handles, Pop-Up	Z81105-P						
B-1871	Commercial Faucet, Deck Mount, Cast Basin Spout, Aerator, Lexan Handles	Z81105						
B-1874	Commercial Faucet, Deck Mount, Rigid Gooseneck, Aerator, Lexan Handles	Z812A5						
B-1926	Pre-Rinse Spray Unit with Aerator Outlet, Less Base Faucet	Z800X0-PR3-PSH-38						
B-1929	Nozzle w/ Swivel Body, 3/8" NPT Female Inlet							
B-1958	Service Sink Faucet, Extension Fittings, Integral Stops, Vacuum Breaker & Upper Wall Brace	Z842M2-LSI-2XT						
B-2117	Cart Wash Spray Unit, Soap Injector, Vacuum Breaker, Spray Nozzle with Brush							
B-2191	Double Pantry Faucet, Wall Mount, 8" Centers, Swing Nozzle, Supply Nipple	Z842H1						
B-2216	Single Sink Faucet, Gooseneck, Aerator Outlet, 4 Arm Handle, 1/2" NPT Male Supply Nipple	Z875B2						
B-2223	Pre-Rinse, Spring Action Gooseneck, Deck Mount Base, 6" Centers, Wall Bracket							
B-2245	Pantry Faucet, 6" Centers, 6" Swing Nozzle, 1/2" NPT Inlets							
B-2271	Service Sink Faucet, Vacuum Breaker, Rough Chrome, Quick Disconnect Outlet							
B-2277	Pre-Rinse, Spring Action Gooseneck, Deck Mount, In-Line Vac. Breaker Hose, Supply Nipples							
B-2280	Sink Faucet							
B-2282	Dipperwell Faucet					K22-3100	3042	
B-2282-01	Dipperwell Faucet and Bowl					K30-1010	3041	
B-2283	Double Pantry Faucet, Deck Mount, 4" Centers, 6" Swing Nozzle, 1/2" NPT Male Inlets	Z812F1						
B-2285	Pre-Rinse, Spring Action Gooseneck, Deck Mount, Single Temperature Control	Z825X1-PR1-PSH						
B-2320	Mixing Faucet, 4" Centerset, Swivel Gooseneck, Lever Handles, 2.2 GPM Aerator							
B-2322	Extension Spray Unit, Extended Handle, Self Closing Spray Head							
B-2338	Pre-Rinse, Spring Gooseneck, Add-On Faucet, Single Hole Base, 4" Spreader, Wall Bracket	Z826J1-ADPT-MY-PR1-PSH		919C w/12 ADF				
B-2339	Hose Reel Assembly, 35' Closed Hose Reel, Cabinet w/Control Valve and Temperature Gauge							
B-2342	Double Pantry Faucet, Wall Mount, 8" Centers, 10" Swing Nozzle, Lever Handles	Z842J1						14-810
B-2347	Medical Faucet w/Sidespray, 8" Centers, Gooseneck w/Rosespray Aerator, 4" Wrist Handles	Z831C4-5F-HS		200-AGN8AE3-317CP	T&S has rose spray			
B-2360-01	Bubbler, Flexible Mouth Guard, Push Button Metering Handle, Flow Control	Z83600		748-CP	Chicago does not have			
B-2370	Pre-Rinse, Roto-Flex Design, Single Hole Base, 4" Spreader, Low Flow Spray Head							
B-2371	Pre Rinse, Roto-Flex Design, Wall Mount, 8" Centers, Low Flow Valve, Wall Bracket							
B-2386	Medical Faucet, Deck Mount, Concealed Body, 8" Centers, Swivel Gooseneck, Aerator Outlet	Z831S1		201-AHA8CP				
B-2387	Swivel Gooseneck, Non-Splash Aerator, 8-1/2" Spread	G61310		HA&JKCP				
B-2820	Metering Faucet, Deck Mount, 8" Centers, Rigid Gooseneck w/ Stream Regulator	Z867B0		786-E3-665CP	T&S is rigid			
B-2821	Medical Faucet, Concealed Body, 8" Centers, Push Button Metering, Rigid Gooseneck, Pop-Up	B867B0-P						
B-2850	Lavatory Faucet, Concealed Body, 8" Centers, Rigid Gooseneck, Lever Handles	Z831B1-ICT						
B-2851	Lavatory Faucet, Deck Mount, Concealed Body, 8" Centers, Swivel Gooseneck, Lever Handles	Z831B1-ICT						
B-2855	Lavatory Faucet, Concealed Body, 8" Centers, Swivel Gooseneck, Lever Handles	Z831J1-ICT			B-2855 w/B-0199-01 & 0060X			
B-2856	Lavatory Faucet, Concealed Body, 8" Centers, Swivel Gooseneck, Four Arm Handles	Z831J2-ICT						
B-2865	Medical Faucet, Deck Mount, 8" Centers, Rigid Gooseneck w/Rosespray, 6" Wrist Handles	B831B6-5F-ICT		786-CP	T&S rigid, modified w/quarter turn			
B-2865-04	Medical Faucet, Deck Mount, 8" Centers, Rigid Gooseneck w/Rosespray, 4" Wrist Handles	Z831B4-5F-ICT		786-CP	T&S rigid, modified w/quarter turn			
B-2867	Medical Faucet, Concealed Body, Rigid Gooseneck w/Aerator, 6" Wrist Action Handles	Z831B6-ICT		786-E3CP	T&S rigid, modified w/quarter turn			
B-2867-04	Medical Faucet, Deck Mount, Concealed Body, Rigid Gooseneck, Wrist Action Handles	Z831B4-ICT						
B-2868	Medical Faucet, Concealed Body, 8" C/C, Rigid Gooseneck w/Rosespray, Wrist Handles, Pop-Up	Z831B6-ICT-P-5F		786-CP w/319	T&S rigid, modified w/quarter turn			
B-2868-04	Medical Faucet, Concealed Body, 8" C/C, Rigid Gooseneck w/Rosespray, Wrist Handles, Pop-Up	Z831B4-ICT-P-5F		786-CP	T&S rigid, modified w/quarter turn			
B-2885	Lavatory Faucet, Concealed Body, 8" Centers, Rigid Gooseneck, Lever Handles, Pop-Up	Z831B2-ICT-P-5F						
B-2950	Lavatory Faucet, Concealed Body, 8" Centers, Rigid Gooseneck, Dome Handles	Z831B3-ICT						
B-2955	Lavatory Faucet, Concealed Body, 8" Centers, Swing Nozzle, Dome Handles	Z831J3-ICT						
B-2970	Lavatory Faucet, 4" Centerset, Cast Basin Spout, Aerator, Dome Handles, Pop-Up			797-1000CP				
B-2970	Lavatory Faucet, 4" Centerset, Cast Basin Spout, Aerator, Dome Handles, Pop-Up	Z81103-P		201-ACP w/950	Alternate			
B-2971	Lavatory Faucet, Cast Basin Spout, Aerator, 4" Centers, Three Wing Handles			802-1000CP				
B-2971	Lavatory Faucet, Cast Basin Spout, Aerator, 4" Centers, Three Wing Handles	Z81103		802-CP w/950 handle	Modified with quarter turn			
B-2990	Lavatory Faucet, Concealed Body, 8" Centers, Cast Basin Spout, Lever Handles	Z831R1-ICT		404-series	T&S has lever handle			
B-2990-175F	Lavatory Faucet, Concealed Body, 8" Centers, Cast Basin Spout, Four-Arm Handles	Z831R2-ICT		403-CP	Modified with quarter turn			
B-2990-180F	Lavatory Faucet, Concealed Body, 8" Centers, Cast Basin Spout, Dome Handles	Z831R3-ICT						
B-2990-P	Lavatory Faucet, Concealed Body, 8" Centers, Cast Basin Spout, Lever Handles, Pop-Up	Z831R1-ICT-P		746-CP w/369	Modified with quarter turn			
B-2990-PSF	Lavatory Faucet, Concealed Body, 8" Centers, Cast Basin Spout w/Spray Face, Pop-Up	Z831R1-P-ICT-4M						

NOTE: Crossovers not guaranteed for 100% accuracy. Please verify item against required specification.

T&S BRASS AND BRONZE WORKS, INC.
Competitive Crossover



Published: 01/15/08

 Part Number	 Product Description	Zurn	Compnent Hardware	Chicago Faucet	Chicago Faucet - Direct Cross to T&S	Dormont Power Force	Fisher Mfg.	Krowne
B-2990-SF	Lavatory Faucet, Concealed Body, 8" Centers, Cast Basin Spout w/Spray Face, Lever Handles	Z831R1-ICT-4M						
B-2991	Lavatory Faucet, Push Button Self Closing Cartridges, 8" Center, Cast Spout	Z867R0		404-665CP				
B-2991-P	Lavatory Faucet, Push Button Self Closing Cartridges, 8" Center, Cast Spout, Pop-Up	Z867R0-P						
B-2991-PSF	Lavatory Faucet, Push Button Self Closing Cartridges, Cast Spout w/Spray Face, Pop-Up	Z967R0-P-4M						
B-2991-SF	Lavatory Faucet, Push Button Self Closing Cartridges, 8" Center, Cast Spout w/ Spray Face							
B-3940	Waste Twist, No Overflow, 3" x 2" w/ Adapter to go to 1-1/2" (Replaces B-3910, B-3914)		D50-4161			D50-4161		22-100
B-3940-01	Waste Twist, 3" x 2" w/ Overflow and Adapter to go to 1-1/2" (Replaces B-3914-01)		D50-4591			D50-4591		22-200
B-3942	Waste Twist, 3" x 2" No Overflow (Replaces B-3911, B-3915)		D50-4160			D50-4160		22-101
B-3942-01	Waste Twist, 3" x 2" w/ Overflow (Replaces B-3915-01)		D50-4590			D50-4590		22-201
B-3950	Waste Twist, No Overflow, 3-1/2" x 2" w/ Adapter to go to 1-1/2" (Replaces B-3912, B-3916)		D50-7100	1366-NF		D50-7100	10758	22-102
B-3950-01	Waste Twist, 3-1/2" x 2" w/ Overflow and Adapter to go to 1-1/2" (Replaces B-3916-01)		D50-7115			D50-7115	10723	22-202
B-3952	Waste Twist, No Overflow, 3-1/2" x 2" (Replaces B-3913, B-3917)		D50-7200			D50-7200	10758	
B-3952-01	Waste Twist, 3-1/2" x 2" w/ Overflow (Replaces B-3917-01)		D50-7215			D50-7215	10723	22-203
B-3960	Waste Lever, 3" x 2" w/ Adapter to go to 1-1/2" (Replaces B-3920, B-3924)		D10-4161			D10-4161		22-300
B-3960-01	Waste Lever, 3" x 2" w/ Overflow and Adapter to go to 1-1/2" (Replaces B-3924-01)		D10-4591			D10-4591		22-400
B-3962	Waste Lever, 3" x 2" No Overflow (Replaces B-3921, B-3925)		D10-4160			D10-4160		22-301
B-3962-01	Waste Lever, 3" x 2" w/ Overflow (Replaces B-3925-01)		D10-4590			D10-4590		22-401
B-3970	Waste Lever, 3-1/2" x 2" w/ Adapter to go to 1-1/2" (Replaces B-3922, B-3926)		D10-7300			D10-7300		
B-3970-01	Waste Lever, 3-1/2" x 2" w/ Overflow and Adapter to go to 1-1/2" (Replaces B-3926-01)		D10-7315			D10-7315		22-402
B-3972	Waste Lever, 3-1/2" x 2" No Overflow (Replaces B-3923, B-3927)		D10-7400			D10-7400		
B-3972-01	Waste Lever, 3-1/2" x 2" w/ Overflow (Replaces B-3927-01)		D10-7415			D10-7415		22-403
B-7212-01	Hose Reel, Open, Epoxy Coated Steel, ABS Drum, 15' Hose, 3/8" ID with Spray Valve	Z891000-PR1						
B-7222-C01	Hose Reel, Enclosed, Epoxy Coated Steel, 30' Hose, 3/8" ID with Spray Valve							
B-7232-01	Hose Reel, Open, Epoxy Coated Steel, 35' Hose, 3/8" ID with Spray Valve	Z89000-PR1						
B-GH	Garden Hose Outlet	G63384		E2			3982	
BL-4000-01	Ground Key Hose Cock	Z8001B		909-AGVCP	Chicago 125PSI, T&S 40PSI			
BL-4203-01	Lab Turret, Tapered w/ (1) Hose Cock, Vandal Resistant Mounting Stud	Z88000/Z8001B		980-VR909CAGCP	Modified w/BL-5500-10			
BL-4250-01	Lab Panel Flange with Hose Cock, 3/8" NPT Female Inlet	Z88600/Z8001B		986-909-AGVP	Chicago 125PSI, T&S 40PSI			
BL-4250-02	Lab Double Panel Flange with Two Hose Cocks, 3/8" NPT Inlet and Outlets	Z88700/(2) Z8001B						
BL-4260-01	Lab Panel Flange, Needle Hose Cock, 3/8" NPT Female Inlet	Z88600/Z8002C						
BL-4403-0	Turret with Two Steams Stops at 90 Degrees							
BL-4500-01	Lab Straight Stop, 3/8" NPT Male Inlet	Z8002A		937-CHAGVCP	Chicago 125PSI, T&S 40PSI			
BL-4500-02	Lab Straight Stop, Serrated Tip, 4-Arm Handle, 3/8" NPT Male Inlet	Z8003A		937-CP				
BL-4500-04	Straight Steam Stop, Serrated Tip, 3/8" NPT Male Inlet							
BL-4520-01	Lab, Angle Stop, Serrated Tip, Color Coded for Gas, 3/8" NPT Male Inlet							
BL-4700-01	Remote Control Valve for Gases, 4-Arm Handle, 3/8" NPT Female Inlet and Outlet							
BL-4705-01	Lab Fume Hood Valve for Gases, 4-Arm Handle, 3/8" NPT Female Inlet and Outlet			1322-AGVCP				
BL-4710-01	Remote Control for Gases, 3/8" NPT Inlet and Outlet, Straight Flange, 4-Arm Lab Handle							
BL-4720-01	Remote Control Valve for Gases, 4-Arm Handle, 3/8" NPT Female Inlet and Outlet			962-VOGAGVCP				
BL-4730-01	Remote Control Gas Angle Stop, 3/8" NPT Female Inlet - Outlet, Universal Joint, 4-Arm Lab Handle							
BL-4750-01	Lab Turret, Straight Serrated Tip, 3/8" NPT Female Inlet							
BL-4750-03	Lab Turret, Rigid Gooseneck, Serrated Tip, 3/8" NPT Female Inlet							
BL-4750-05	Lab Panel Flange, Straight Serrated Tip, 3/8" NPT Female Inlet			E7JKCP w/986FCP				
BL-4750-06	Lab Panel Flange, Angle Serrated Tip, 3/8" NPT Female Inlet			E7XTJKCP w/986FCP				
BL-5500-0	Filter Pump, 3/8" NPT Male Inlet, Serrated Tip Outlet	G65508						
BL-5700-01	Lab Mixing Faucet, Rigid Gooseneck, Serrated Tip, 4" Spreader Assembly	Z826B2-6F-MY		929-CP	T&S has a spreader			
BL-5700-02	Lab Mixing Faucet, Swivel Gooseneck, Serrated Tip, 4" Spreader Assembly	Z826B2-6F-MY		929-CP	T&S has a spreader			
BL-5700-08	Lab Mixing Faucet, Rigid Vac. Breaker Nozzle, Serrated Tip, 4" Spreader Assembly	Z826U2-6M-MY		930-series	T&S has a spreader			
BL-5700-09	Lab Mixing Faucet, Vac. Breaker Swing Nozzle, Serrated Tip, 4" Spreader Assembly	Z826U2-6M-MY						
BL-5705-01	Lab Faucet, Single Temperature Control, Rigid Gooseneck, Serrated Tip, 1/2" NPT Male Inlet	Z825B2-6F						
BL-5705-02	Lab Faucet, Single Temperature Control, Swivel Gooseneck, Serrated Tip, 1/2" NPT Male Inlet	Z825B2-6F						
BL-5705-08	Lab Faucet, Single Temperature Control, Rigid Vacuum Breaker Nozzle, Serrated Tip	Z825U2-6M						
BL-5709-08	Lab Faucet, Single Temperature Control, Rigid Vacuum Breaker Nozzle, Serrated Tip	Z825B2-6F		928-CP				
BL-5710-01	Lab Faucet, Single Temperature, Wall Mount, Rigid Gooseneck, Serrated Tip, 4-Arm Handle	Z875B2-6F						
BL-5710-07	Lab Faucet, Single Temperature, Wall Mount, Rigid Vacuum Breaker Nozzle, Serrated Tip	Z875U2-6M						

NOTE: Crossovers not guaranteed for 100% accuracy. Please verify item against required specification

T&S BRASS AND BRONZE WORKS, INC.
Competitive Crossover

Published: 01/15/08

 Part Number	 Product Description	Zurn	Component Hardware	Chicago Faucet	Chicago Faucet - Direct Cross to T&S	Dormont Power Force	Fisher Mfg.	Krowne
BL-5715-02	Lab Mixing Faucet, Deck Mounted, Swivel Gooseneck, Serrated Tip, 4-Arm Handles	Z871B2-6F						
BL-5715-08	Lab Mixing Faucet, Deck Mounted, Rigid Vacuum Breaker Nozzle, Serrated Tip, 4-Arm Handle	Z871U2-6M						
BL-5715-09	Lab Mixing Faucet, Deck Mount, Swivel Vacuum Breaker Nozzle, Serrated Tip, 4-Arm Handle	Z871U2-6M						
BL-5725-01	Lab Mixing Faucet, Wall Mounted, Rigid Gooseneck, Serrated Tip, 4-Arm Handles	Z842B2-6F		942-CP				
BL-5725-08	Lab Mixing Faucet, Wall Mount, Rigid Vacuum Breaker Nozzle, Serrated Tip, 4-Arm Handles	Z842U2-6M		943-CP				
BL-5725-09	Lab Mixing Faucet, Wall Mount, Swivel Vacuum Breaker Nozzle, Serrated Tip, 4-Arm Handles	Z842U2-6M						
BL-5735-01	Lab Vertical Mixing Faucet, Wall Mount, Rigid Gooseneck, Serrated Tip, 4-Arm Handles							
BL-5735-02	Lab Vertical Mixing Faucet, Wall Mount, Swivel Gooseneck, Serrated Tip, 4-Arm Handles							
BL-5735-08	Lab Vertical Mixing Faucet, Wall Mount, Rigid Vacuum Breaker Nozzle, Serrated Tip							
BL-5735-09	Lab Vertical Mixing Faucet, Wall Mount, Swivel Vacuum Breaker Nozzle, Serrated Tip							
BL-5750-01	Lab Vertical Mixing Faucet, 9" Lab Nozzle, 4-Arm Handle	Z826J2-MY						
BL-5755-01	Lab Faucet, Single Temperature, 9" Swing Nozzle, Stream Regulator Outlet, 4-Arm Handle	Z825J2-MY						
BL-5850-01	Lab Faucet, Single Temperature, Rigid Gooseneck, Serrated Tip, Fast Self Closing Handle	Z82800						
BL-6000-02	Lab Fixture, Gas and Water, 2 Gas Cocks, 6" Gooseneck w/Serrated Tip, 3/8" NPT Inlet	Z881391						
BL-6005-02	Lab Fixture, Gas and Water, 2 Gas Cocks, 6" Vac. Breaker Gooseneck w/ Serrated Tip	Z881301-VB						